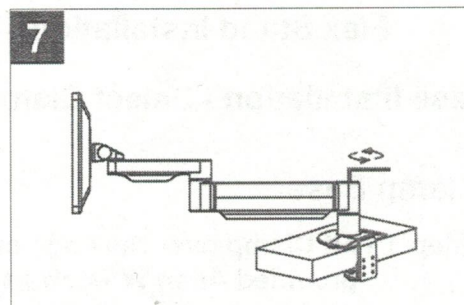


Quick Installation Guide (continue)







Flex Stand Installation - Executive Series Single Monitor Arm

Arm Adjustment

1. Arm Tension can be adjusted using the Allen Wrench at the base of the upper arm.
2. Vesa Bracket swivel can be adjusted at the base of the bracket using the M3 Allen Wrench.



Parts list - Executive Series Single Monitor Arm

| Item | Description | Quantity | Item | Description | Quantity |
|---|----------------|----------|--|-------------|----------|
|  | VESA Bracket | 1 |  | M4 x 8 | 4 |
|  | Upper Arm | 1 | | | |
|  | Lower Arm | 1 | | | |
|  | Clamp Assembly | 1 | | | |
|  | Allen Wrench | 4 | | | |